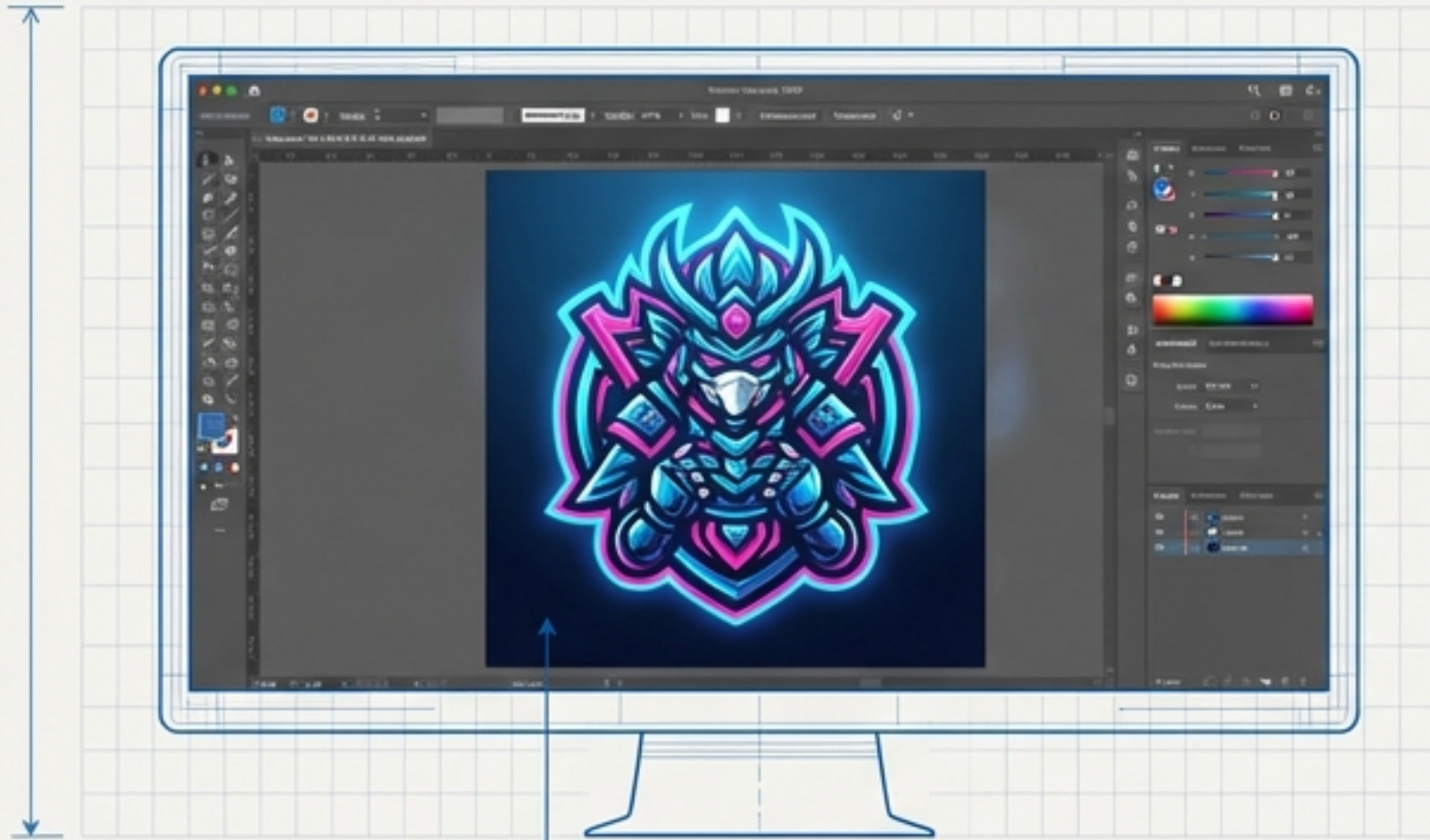



From On-Screen Dream to In-Hand Disappointment

The Vision



Source Serif Pro
Digital Color Space &
Precision Rendering

You've spent weeks perfecting your sticker design. The colors pop on screen, the artwork looks stunning. Then the package arrives—and your vibrant electric blue has turned into a dull navy, the die-cut is off-center, and there's an unexpected £18 customs fee. Sound familiar?



The Reality

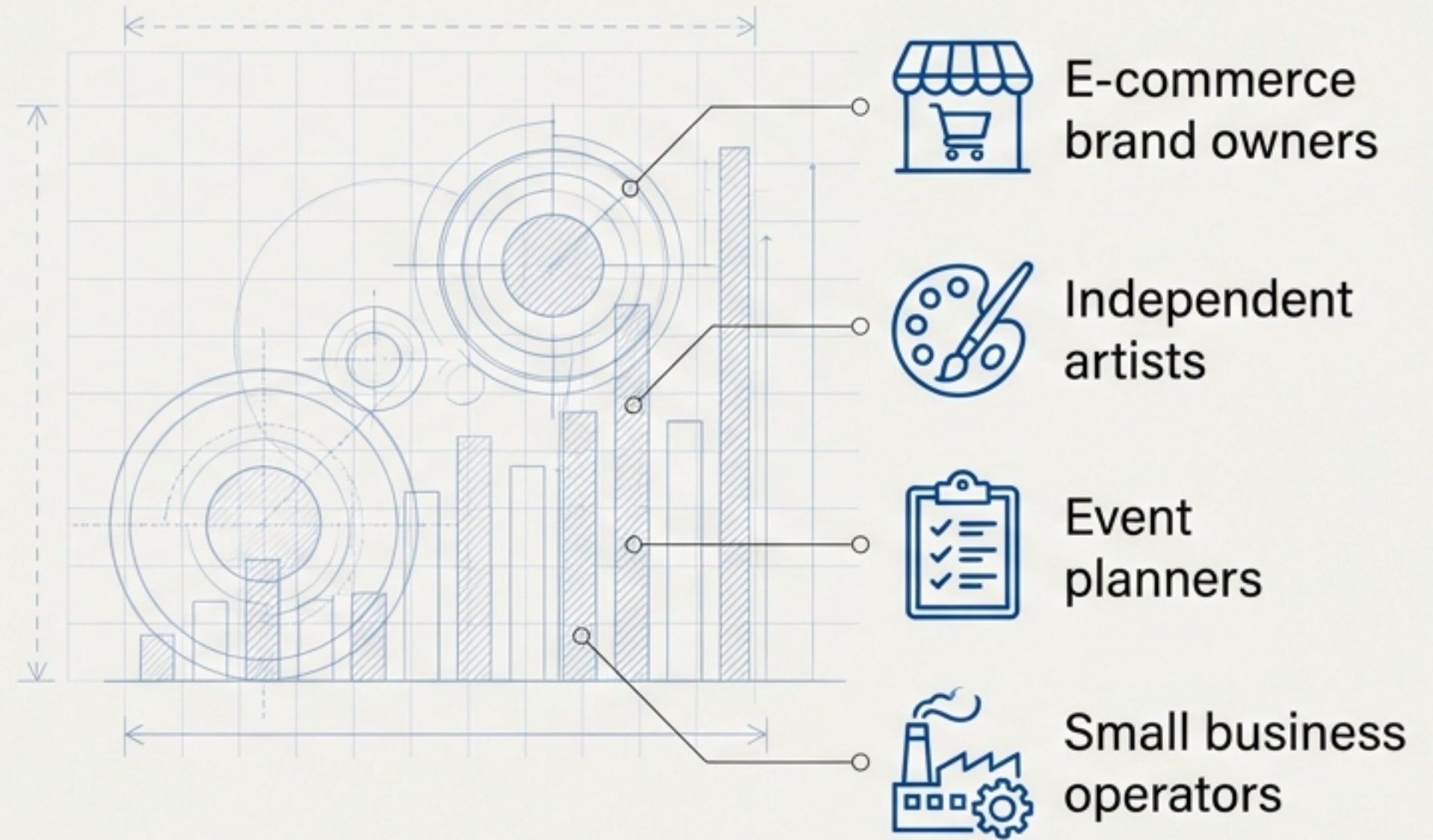


Source Serif Pro
Physical Production,
Material Limitations &
Execution Errors

This guide transforms that frustration into informed purchasing decisions.

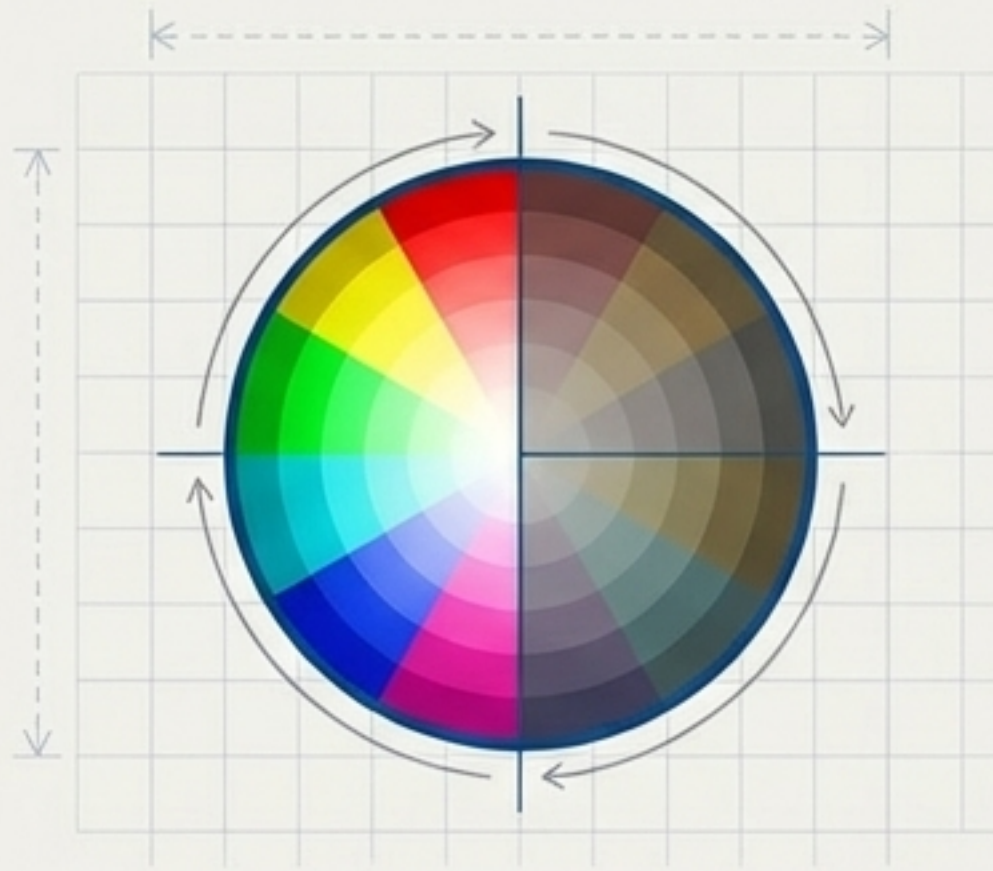
You're Not Alone. This is a Common—and Costly—Problem.

This buyer's guide is built on material science, vendor analysis, and production specifications drawn from 160+ Amazon reviews and cross-platform user feedback. It is designed specifically for:



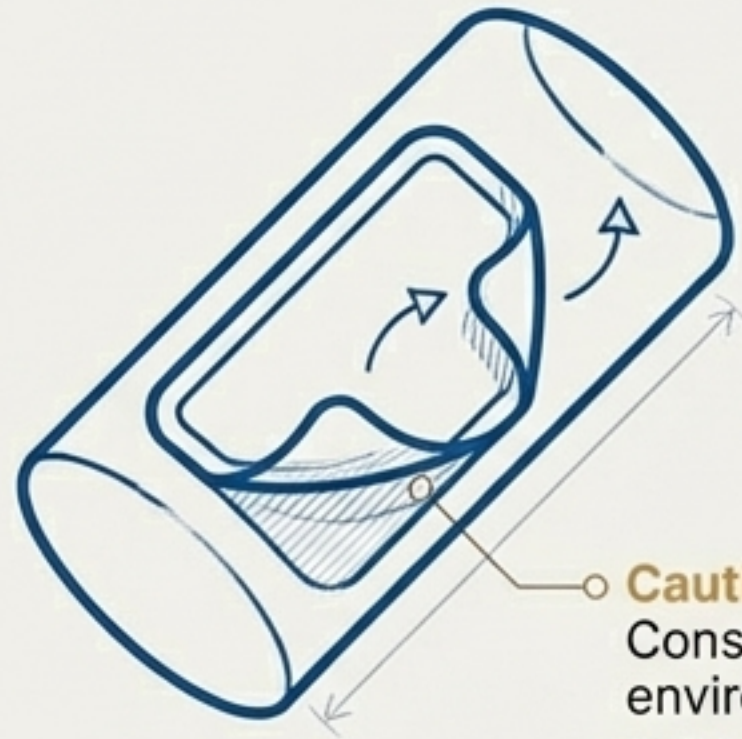
Our goal is to equip you with the knowledge to avoid common pitfalls and achieve flawless execution.

Why Good Designs Go Bad: The Three “Silent Killers” of Print Production



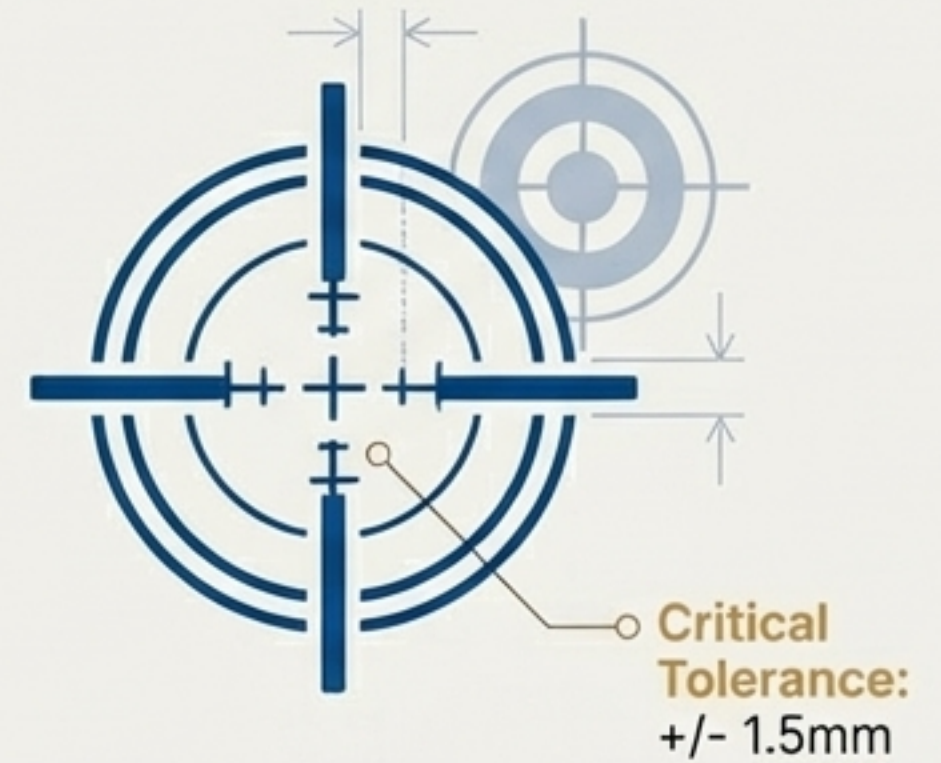
1. Color Betrayal

The unavoidable shift when your vibrant on-screen RGB colors are converted to the more limited CMYK ink palette. The #1 source of complaints.



2. Material Mismatch

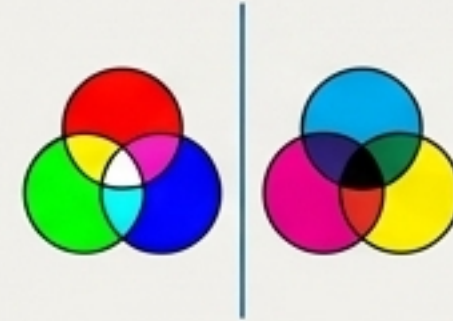
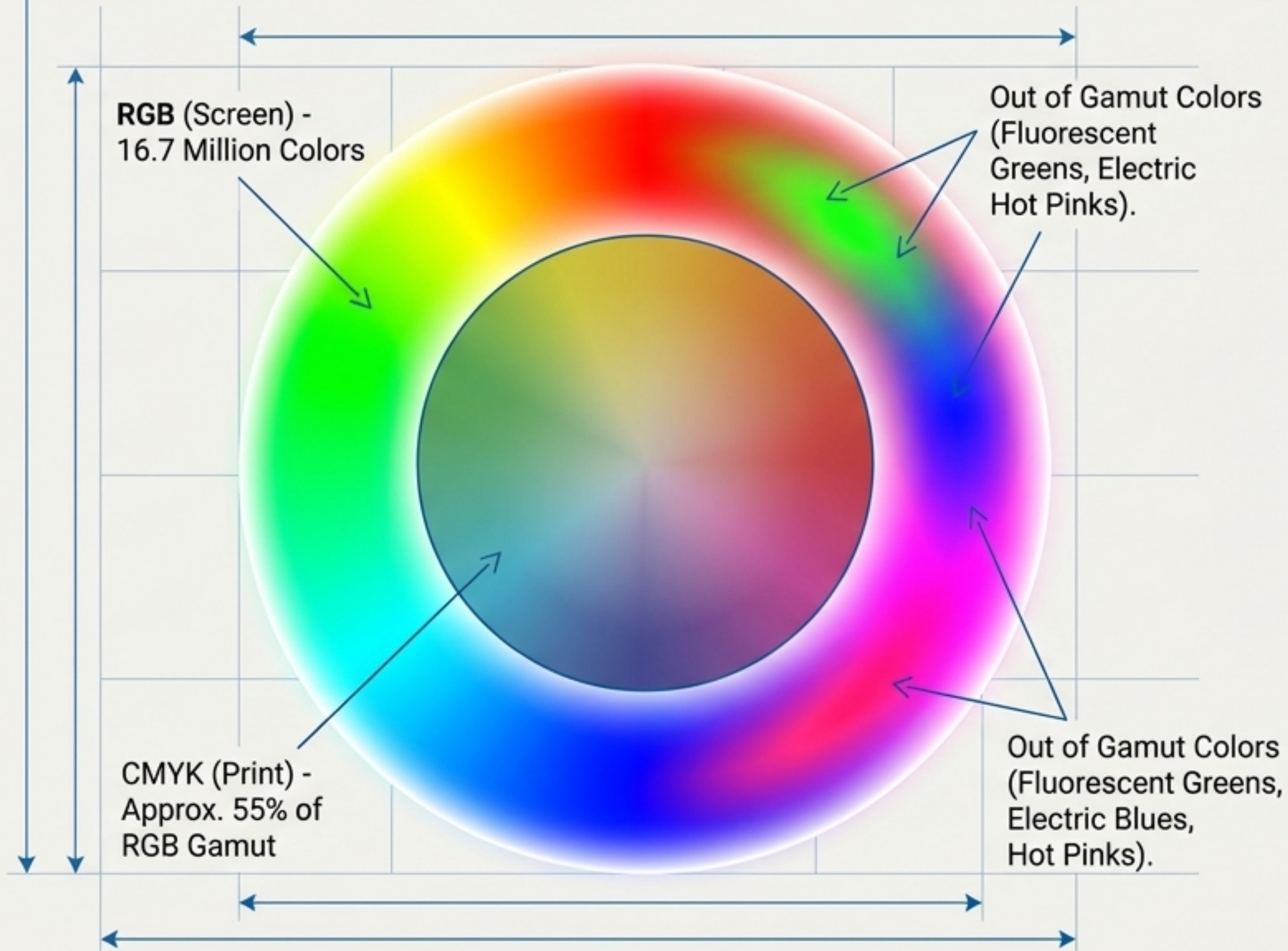
Choosing a material grade that can't withstand its intended environment, leading to peeling, shrinkage, and fading.



3. The Edge of Disaster

The 1-2mm physical tolerance in all die-cutting that turns a perfect file into an off-center print with uneven borders.

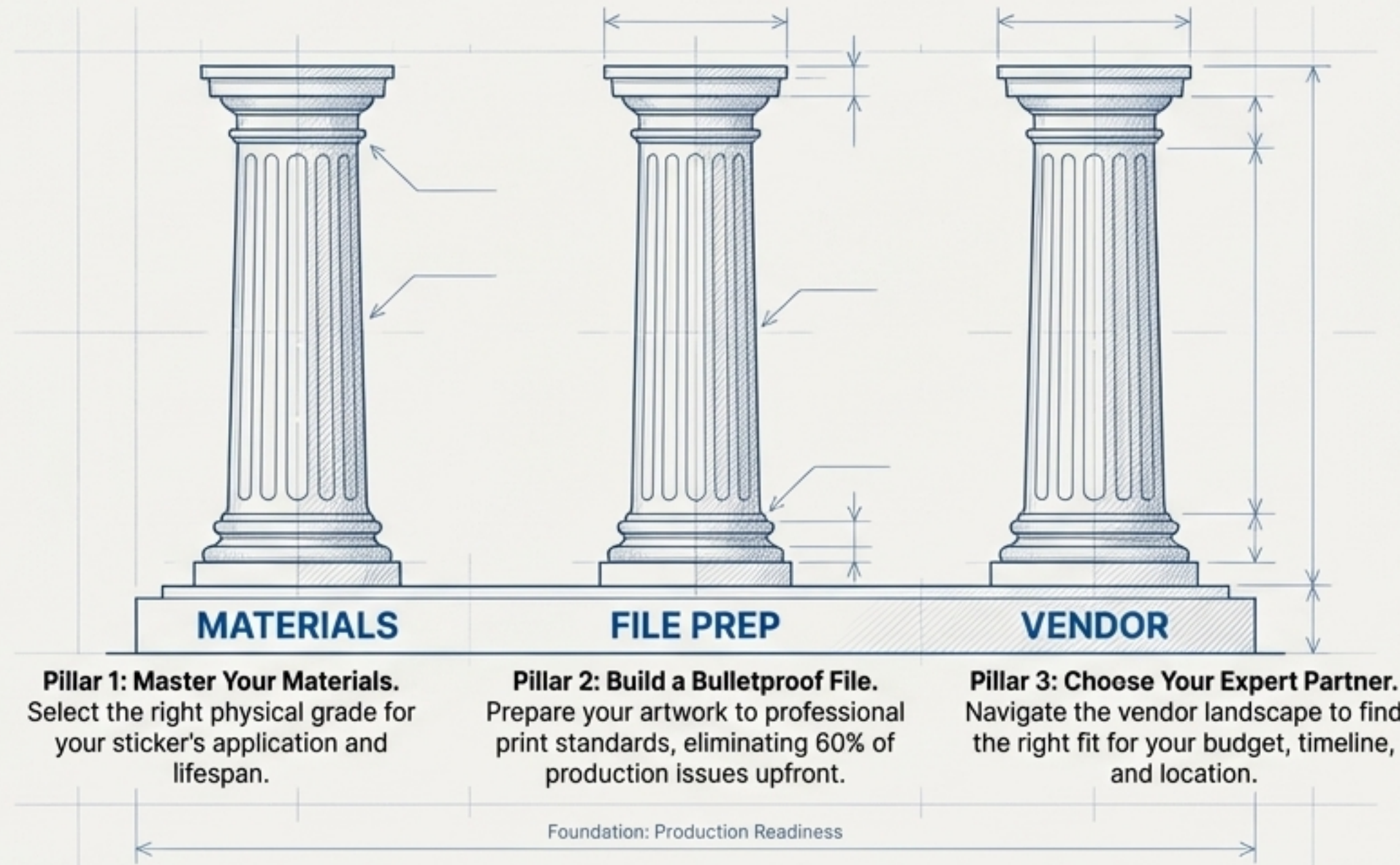
The Great RGB to CMYK Betrayal











- **The Cause:** Design monitors use additive RGB light; commercial printers use subtractive CMYK ink.
- **The Impact:** Approximately 45% of the RGB color space cannot be accurately reproduced in print.
- **The Standard:** Professional print defines acceptable color deviation (ΔE) at $\leq 2-3$. Environmental factors can push production to a visibly different ΔE of 5-6.

Your Strategy: The Three Pillars of Print Perfection

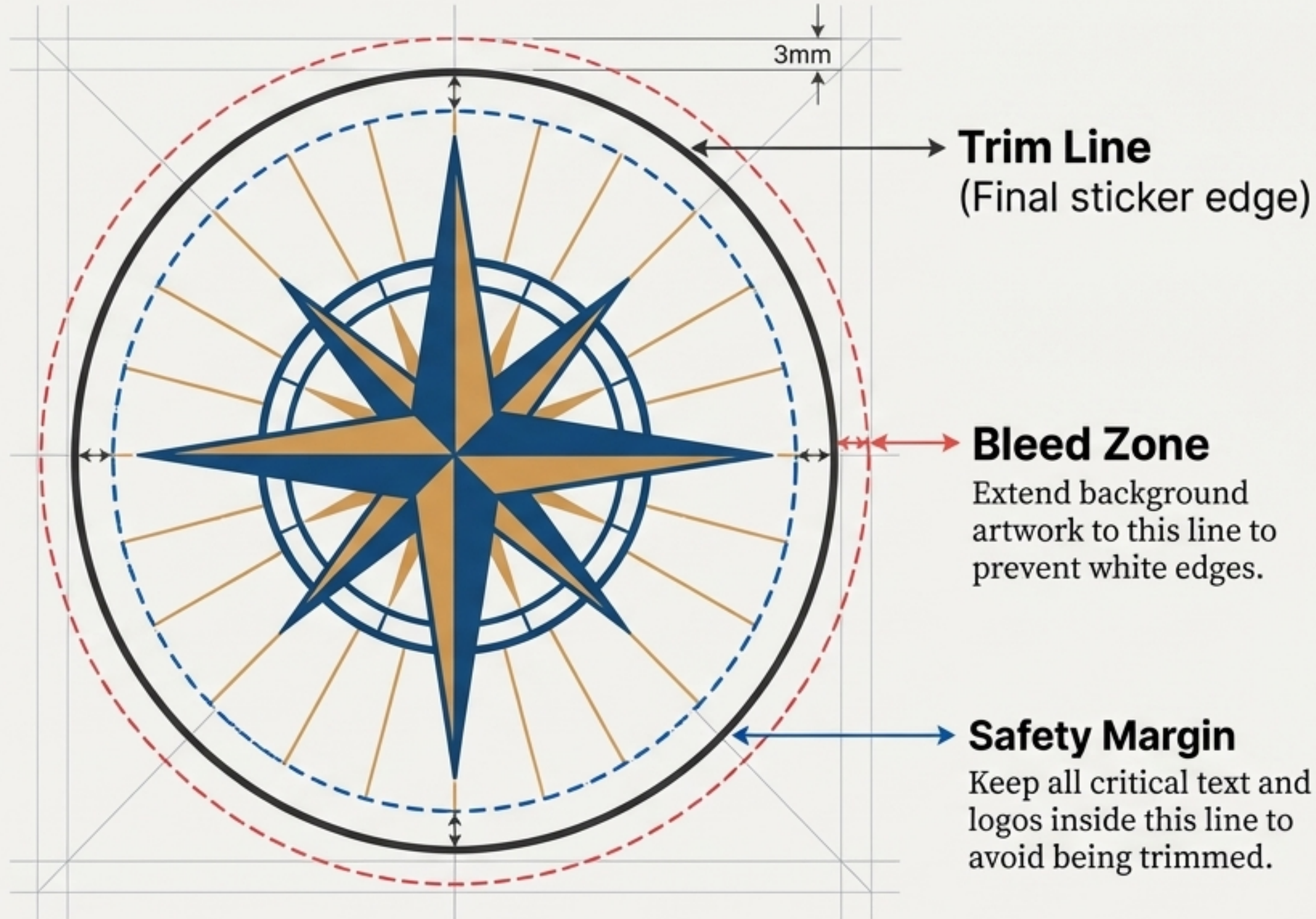
Overcoming these challenges requires mastering three key areas of the production process. We will walk through each one.



Pillar 1: Choose the Right Material for the Mission

Polymeric Vinyl	Monomeric Vinyl	Paper-Based
<p>Outdoor Lifespan: 5-7 years (with UV laminate)</p> <p>Key Trait: Dimensional stability, minimal shrinkage.</p> <p>Best For:</p> <div data-bbox="226 1221 1002 1596"><p>Vehicle graphics</p><p>Outdoor signage</p><p>Water bottles</p></div>	<p>Outdoor Lifespan: Under 2 years</p> <p>Key Trait: "Memory effect" can cause edge lifting. Budget-friendly.</p> <p>Best For:</p> <div data-bbox="1272 1221 1985 1596"><p>Temporary indoor applications</p><p>Short-term promotions</p></div>	<p>Lifespan: 6-18 months (indoors)</p> <p>Key Trait: Most cost-effective. Not waterproof without coating.</p> <p>Best For:</p> <div data-bbox="2302 1221 3102 1596"><p>Packaging seals</p><p>Product labels</p><p>Promotional handouts</p></div>

Pillar 2: Your Blueprint for a Flawless Print File



Key File Requirements Checklist

- ✓ **Resolution:** 300 DPI
- ✓ **Color Mode:** CMYK
- ✓ **Bleed:** 3mm (1/8 inch) on all sides
- ✓ **Typography:** Convert all fonts to outlines/curves
- ✓ **File Format:** PDF (Press Quality), AI, or EPS

The Final Check That Prevents 60% of Production Errors

Your proof is your last chance to catch an error before it becomes an expensive reprint.

The Pre-Production Proofing Checklist



Spelling & Grammar: Does it match your source file? (Analysis shows **60%** of customer complaints trace to unchecked typos).




QR Codes: Scan with multiple apps to confirm functionality.



Color: Compare critical brand colors against physical Pantone swatches if possible.



Cut Line: Is the placement correct relative to your artwork?



Order Specs: Confirm quantity and material selection match your needs.



Most vendors allow **24-48** hours for proof review. Unresponded proofs may auto-approve, triggering production with any existing errors.

Pillar 3: Matching a Printer to Your Project's Needs

Service selection depends on turnaround, material specialization, and geographic location.

Service Provider	Turnaround Time	Min. Order	Specialty Strength	Trustpilot Rating	Best For
StickerApp	4-7 days	\$26	Holographic, glow-in-dark	4.5/5 ★	Artists, creative merch
StickerGiant	2 days	\$59	B2B rush orders	4.7/5 ★	Enterprise, time-sensitive projects
StickerYou	3-5 days	1 unit	No MOQ, sample testing	3.8/5 ★	Testing, variable designs
MakeStickers	3 days total	\$15	Ultra-fast, free shipping	4.3/5 ★	Last-minute US orders
MOO	5-7 days	\$15 (52 units)	Premium branding, eco-conscious	4.2/5 ★	Eco-conscious brands
Zap! Creatives	5-7 days	£25	Recycled materials, UK-based	4.6/5 ★	UK/EU customers
Vistaprint	5-8 days	\$10	Bundled marketing materials	2.2/5 ★	Budget orders (quality inconsistent)

Think Globally, Source Locally: Navigating International Shipping & Fees

Optimizing your supply chain requires understanding regional logistics, fees, and local alternatives.



Shipping to the UK

Post-Brexit rules mean **20% VAT** + **£8-£12** carrier handling fees on US imports.

Local Solution: UK-based **Zap! Creatives** eliminates this.



Shipping to Canada

CUSMA agreement means **duty-free**, but orders are subject to **5-15% GST/HST**.

Local Solution: **StickerYou** offers domestic Canadian production.



Shipping to Australia

3-4 week shipping times from US vendors are a critical pain point.

Local Solution: Australian provider **Stickeroo** delivers in **3-5 days**.

⚠ The Sticker Mule Situation

Following controversial leadership statements in 2024, significant customer migration occurred.

Buyers should evaluate recent reviews rather than historical reputation.



Expert Answers to Critical 'What If' Questions

Are "waterproof" stickers also "dishwasher-safe"?



No. High-temp steam and detergents will cause edge lifting and fading, even on premium vinyl. Hand-wash only. A common misconception on Reddit communities like r/stickers.

Why do my holographic stickers peel at the edges?



Holographic films have a multi-layer construction. The layers expand and contract at different rates during temperature changes, weakening the adhesive bond.

Request samples before bulk ordering for outdoor use.

What if my stickers arrive damaged or incorrect?



Contact customer service within 48 hours with photos. Reputable vendors offer free reprints. Note that a $\pm 5\%$ quantity tolerance is industry standard.

The Market by the Numbers: Why Getting This Right Matters

10.5% CAGR

The custom sticker market segment is significantly outpacing the broader label market (5-8%), driven by e-commerce and the creator economy.



68%

Percentage of consumers who prefer customized products, fueling demand. (Source: Statista)



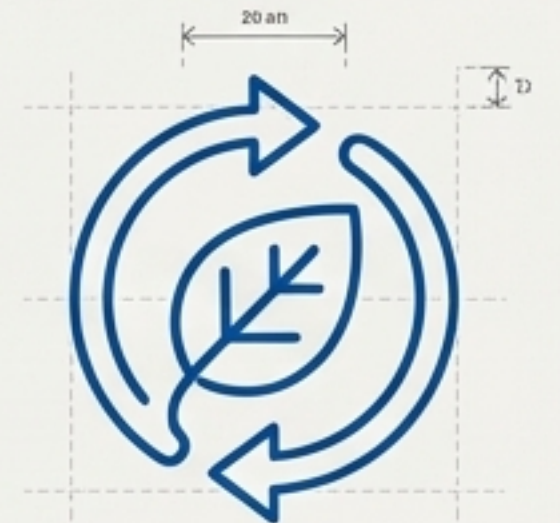
Top 3 Complaints

Analysis of 160 Amazon reviews reveals the biggest pain points:

Size Accuracy Issues		18.75%
Quality Inconsistency		15.63%
Customer Service		9.38%

7.5% CAGR

Growth in demand for eco-materials like FSC-certified paper.



Custom-designed in custom materials:
grounded in consumer demand for products
with the latest content.

Your Three-Point Strategy for Perfect Stickers, Every Time



Perfect the File

Your success starts here. Master the technical requirements to prevent 60% of production errors.

- 300 DPI
- CMYK Mode
- 3mm Bleed
- Outlined Fonts



Perfect the Material

Match the material's physical properties to the sticker's end-use environment.

- Polymeric Vinyl for outdoor (5-7 years)
- Monomeric for short-term indoor
- Paper for packaging



Perfect the Partner

Select a vendor based on your specific needs for speed, specialty finishes, and geographic proximity.

- Compare turnaround times
- Review regional shipping costs
- Check recent reviews

Start with a Sample, Then Scale with Confidence

The ultimate test of quality is the physical product. Before committing to a large production run, place a small sample order from your shortlisted vendor. This allows you to verify color accuracy, material feel, and adhesive strength in the real world.

Request your custom sticker quote today and receive a digital proof within 24 hours.

